









































11 100m Freestyle Women Heat

























Official

Entries Heats Summary

Total Open 17-18 years 13 and older

Rank	Competitor	Age	Club	RT	PTS	Result
1	Pedersen Z...	18	Coast Swi...	0.73		<b>55.39</b> Entry: 55.43 <span>-0.04</span> 50m: 27.01 100m: 55.39 (28.38)
2	Edwards C...	23	North Shor...	0.67		<b>55.65</b> Entry: 55.16 <span>+0.49</span> 50m: 26.75 100m: 55.65 (28.90)
3	Fairweathe...	21	North Shor...	0.75		<b>55.75</b> Entry: 54.43 <span>+1.32</span> 50m: 27.22 100m: 55.75 (28.53)
4	Tapper Mila...	19	St Peter's S...	0.70		<b>55.97</b> Entry: 55.52 <span>+0.45</span> 50m: 27.55 100m: 55.97 (28.42)
5	Quilter Laura	32	Coast Swi...	0.75		<b>56.24</b> Entry: 56.65 <span>-0.41</span> 50m: 27.04 100m: 56.24 (29.20)
6	Bray Amelia	18	North Shor...	0.76		<b>56.37</b> Entry: 56.07 <span>+0.30</span> 50m: 27.11 100m: 56.37 (29.26)
7	Kwan Rae	21	Club 37	0.67		<b>57.11</b> Entry: 57.46 <span>-0.35</span> 50m: 27.52 100m: 57.11 (29.59)
8	Osborne S...	19	North Shor...	0.71		<b>57.12</b> Entry: 56.75 <span>+0.37</span> 50m: 27.54 100m: 57.12 (29.58)
9	Lawson Aly...	15	Hamilton Aq...	0.77		<b>57.40</b> Entry: 56.55 <span>+0.85</span> 50m: 27.90 100m: 57.40 (29.50)
10	Bennett Br...	18	Jasi Swim ...	0.76		<b>57.52</b> Entry: 57.79 <span>-0.27</span> 50m: 27.81 100m: 57.52 (29.71)
11	Morgan Sta...	18	Triton Swim...	0.68		<b>57.65</b> Entry: 58.01 <span>-0.36</span> 50m: 27.98 100m: 57.65 (29.67)
12	Miles Brooke	20	Nga Tai Tu...	0.71		<b>57.74</b> Entry: 57.88 <span>-0.14</span> 50m: 27.65 100m: 57.74 (30.09)
13	Allan Eva	19	Club 37	0.75		<b>58.27</b> Entry: 57.61 <span>+0.66</span> 50m: 28.09 100m: 58.27 (30.18)
14	Neville Holly	19	Phoenix Aq...	0.70		<b>58.53</b> Entry: 57.39 <span>+1.14</span> 50m: 27.84 100m: 58.53 (30.69)
15	Macdonald ...	17	Hamilton Aq...	0.70		<b>58.57</b> Entry: 59.00 <span>-0.43</span> 50m: 28.32 100m: 58.57 (30.25)
16	Paterson E...	23	Neptune S...	0.77		<b>58.88</b> Entry: 59.02 <span>-0.14</span> 50m: 28.14 100m: 58.88 (30.74)
17	Kidd Madison	28	Coast Swi...	0.71		<b>58.96</b> Entry: 58.30 <span>+0.66</span> 50m: 28.07 100m: 58.96 (30.89)

18	 Tapper Alys...	17	 St Peter's S...	0.72	58.99 Entry: 58.15	+0.84
19	 Tassicker N...	19	 Nga Tai Tu...	0.79	Entry: 1:00.41	-1.25
20	 Yamagami ...	16	 Club 37	0.69	59.44 Entry: 58.44	+1.00
21	 Crawford Zoe	20	 Coast Swi...	0.72	59.75 Entry: 59.95	-0.20
22	 Longmire (...)	18	 Australia	0.68	59.82 Entry: 59.09	+0.73
23	 Peters Chloe	17	 Hamilton Aq...	0.68	59.85 Entry: 58.95	+0.90
24	 McIntosh Al...	16	 United Swi...	0.68	59.90 Entry: 1:00.53	-0.63
25	 Champion Alex	18	 United Swi...	0.70	1:00.04 Entry: 1:00.00	+0.04
26	 Videau (V) ...	15	 Tahiti	0.77	1:00.08 Entry: 1:00.17	-0.09
27	 Bonnard (V...	15	 Tahiti	0.76	1:00.17 Entry: 1:00.29	-0.12
28	 Horton Mad...	19	 Jasi Swim ...	0.76	1:00.39 Entry: 59.47	+0.92
29	 Lyles Jasmi...	18	 Phoenix Aq...	0.70	1:00.44 Entry: 1:00.24	+0.20
30	 Hingston Fr...	17	 United Swi...	0.76	1:00.45 Entry: 1:02.04	-1.59
31	 Knight Kayla	16	 United Swi...	0.78	1:00.48 Entry: 59.30	+1.18
32	 Maritz Ania	17	 North Shor...	0.74	1:00.63 Entry: 1:00.07	+0.56
33	 Buisinne ...	17	 North Shor...	0.75	1:00.82 Entry: 1:00.44	+0.38
34	 Middleton ...	21	 Triton Swim...	0.68	1:01.06 Entry: 1:02.42	-1.36
35	 Laban (V) ...	17	 Howick Pak...	0.75	1:01.09 Entry: 57.98	+3.11
36	 Davoren Is...	17	 Mt Maunga...	0.72	1:01.11 Entry: 1:02.07	-0.96
37	 Riley Indiana	16	 Hamilton Aq...	0.74	1:01.20 Entry: 1:00.50	+0.70

37	 McLaren A...	17	 Trojans Swi...	0.72	1:01.20 Entry: 1:02.04 -0.84
	50m: 29.05		100m: 1:01.20 (32.15)		
39	 Abbott Lucy	18	 SwimZone ...	0.69	1:01.83 Entry: 1:00.93 +0.90
	50m: 29.72		100m: 1:01.83 (32.11)		
40	 Cain-Townl...	17	 Nelson Sou...	0.77	1:01.84 Entry: 1:00.80 +1.04
	50m: 29.35		100m: 1:01.84 (32.49)		
41	 Field Tessa	31	 Levin Swim...	0.71	1:02.37 Entry: 1:02.51 -0.14
	50m: 29.74		100m: 1:02.37 (32.63)		
42	 Sonerson ...	18	 Pirates Swi...	0.70	1:02.53 Entry: 1:02.19 +0.34
	50m: 29.69		100m: 1:02.53 (32.84)		
43	 Swan Brooke	18	 Nelson Sou...	0.66	1:02.59 Entry: 1:00.95 +1.64
	50m: 29.59		100m: 1:02.59 (33.00)		
44	 Skidmore ...	14	 Trojans Swi...	0.70	1:02.75 Entry: 1:01.81 +0.94
	50m: 29.90		100m: 1:02.75 (32.85)		
45	 Samuels A...	16	 Kiwi ASC	0.71	1:02.91 Entry: 1:02.09 +0.82
	50m: 29.58		100m: 1:02.91 (33.33)		
46	 Waite Imogen	18	 Otaki Titan...	0.77	1:02.92 Entry: 1:01.76 +1.16
	50m: 29.98		100m: 1:02.92 (32.94)		
47	 Pratt-Smith...	17	 Mt Maunga...	0.76	1:03.10 Entry: 1:01.97 +1.13
	50m: 30.06		100m: 1:03.10 (33.04)		
48	 Nadilo Marina	16	 Nga Tai Tu...	0.75	1:04.35 Entry: 1:01.65 +2.70
	50m: 30.06		100m: 1:04.35 (34.29)		
-	 Bendall Em...	17	 Ice Breaker...	0.76	DSQ